



GLO-RAY® DESIGNER MERCHANDISING WARMERS

Models GR2SDH-24, -30, -36, -42, -48, -54, -60 GR2SDH-24D, -30D, -36D, -42D, -48D, -54D, -60D
GR2SDS-24, -30, -36, -42, -48, -54, -60 GR2SDS-24D, -30D, -36D, -42D, -48D, -54D, -60D

Designed to hold hot wrapped food at optimum serving temperatures without affecting quality, the Hatco Glo-Ray Designer Merchandising Warmers are the perfect displays to showcase hot fast foods and boost impulse sales.

Combining state-of-the-art design with performance, these warmers place the focus on the product while holding hot food safely at proper serving temperatures. The modern design is perfect for front of the house use.

Designer powdercoated inset panels blend these units with the décor while providing a durable, easy-to-clean surface.

Glo-Ray Designer Merchandising Warmers have prefocused infrared top heat and a thermostatically-controlled, hardcoated heated base to extend the holding times of most food. All models are made of aluminum with tempered glass end panels. Shatter-resistant incandescent lights illuminate the food holding area.

FLEXIBILITY


This warmer offers the convenience of self-serve and the efficiency of kitchen-to-server holding.

Available with slant or horizontal shelves, the Glo-Ray Designer Merchandising Warmers are offered in both single and dual shelf models. The Designer series warmers come standard with black inset panels. Choose from five other color options to blend the warmer with any décor.

QUALITY

The following features assure the finest performance for years to come:

- All models have prefocused infrared top heat directing heat to the outer edges of the holding surface where heat loss is the greatest.
- These warmers feature a thermostatically-controlled, hardcoated heated base, Designer color inset panels, 4" (102 mm) Designer legs, and a cord and plug set.
- Available in heated surface widths from 23¾" to 59¾" (603 to 1518 mm) with overall widths of 30⅞" to 66⅞" (765 to 1680 mm).
- Shatter-resistant incandescent lights enhance product display while safeguarding food products from bulb breakage.
- An optional Indicating Temperature Control enhances accurate control of temperature.



Model GR2SDH-30 with Designer color inset panels



Model GR2SDS-30D with Designer color inset panels



Divider Rods

Model Width	Divider Rods Provided	Average Chute Width
30⅞" (765 mm)	5 Rods per Shelf	3¾" (95 mm)
36⅞" (918 mm)	6 Rods per Shelf	4¼" (108 mm)
42⅞" (1070 mm)	7 Rods per Shelf	4½" (114 mm)
48⅞" (1222 mm)	8 Rods per Shelf	4½" (114 mm)
54⅞" (1375 mm)	9 Rods per Shelf	4½" (114 mm)
60⅞" (1527 mm)	10 Rods per Shelf	4⅝" (117 mm)
66⅞" (1680 mm)	12 Rods per Shelf	4½" (114 mm)



METAL SHEATHED HEATING ELEMENTS GUARANTEED AGAINST BURNOUT AND BREAKAGE FOR TWO YEARS, BLANKET ELEMENTS FOR ONE YEAR.

HATCO CORPORATION P.O. Box 340500 Milwaukee, WI 53234-0500 U.S.A.
(800) 558-0607 • (414) 671-6350 • Fax (800) 543-7521 • Int'l. Fax (414) 671-3976
www.hatcocorp.com • E-mail: equipsales@hatcocorp.com

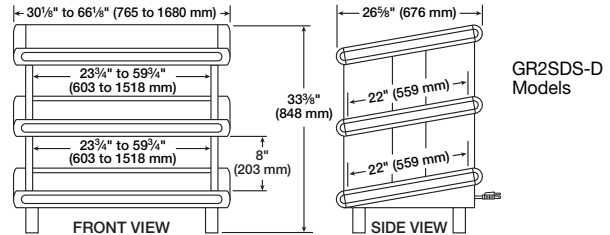
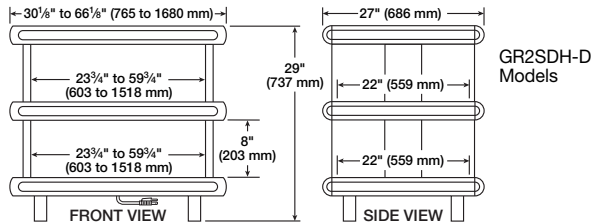
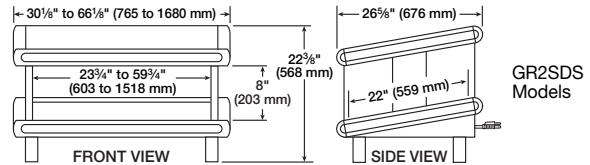
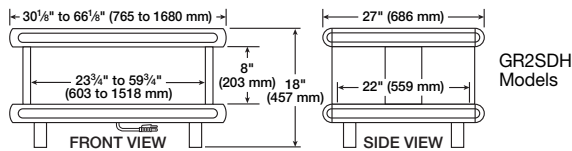
Form No. GR2SD Spec Sheet

Printed in U.S.A.
April 2007



GLO-RAY® DESIGNER MERCHANDISING WARMERS

Models GR2SDH-24, -30, -36, -42, -48, -54, -60 GR2SDH-24D, -30D, -36D, -42D, -48D, -54D, -60D
GR2SDS-24, -30, -36, -42, -48, -54, -60 GR2SDS-24D, -30D, -36D, -42D, -48D, -54D, -60D



SPECIFICATIONS

Horizontal Models

	Model**	Watts	Width	Shipping Weight
Single Shelf	GR2SDH-24	820	30 1/8" (765 mm)	87 lbs. (40 kg)
	GR2SDH-30	1020	36 1/8" (918 mm)	120 lbs. (55 kg)
	GR2SDH-36	1220	42 1/8" (1070 mm)	129 lbs. (59 kg)
	GR2SDH-42	1490	48 1/8" (1222 mm)	138 lbs. (63 kg)
	GR2SDH-48	1690	54 1/8" (1375 mm)	160 lbs. (73 kg)
	GR2SDH-54	1890	60 1/8" (1527 mm)	172 lbs. (78 kg)
Dual Shelf	GR2SDH-24D	1640	30 1/8" (765 mm)	150 lbs. (68 kg)
	GR2SDH-30D	2040	36 1/8" (918 mm)	178 lbs. (81 kg)
	GR2SDH-36D	2440	42 1/8" (1070 mm)	198 lbs. (90 kg)
	GR2SDH-42D	2980	48 1/8" (1222 mm)	218 lbs. (99 kg)
	GR2SDH-48D	3380	54 1/8" (1375 mm)	238 lbs. (108 kg)
	GR2SDH-54D	3780	60 1/8" (1527 mm)	258 lbs. (117 kg)
	GR2SDH-60D	4420	66 1/8" (1680 mm)	280 lbs. (127 kg)

Slant Models

	Model**	Watts	Width	Shipping Weight
Single Shelf	GR2SDS-24	820	30 1/8" (765 mm)	104 lbs. (47 kg)
	GR2SDS-30	1020	36 1/8" (918 mm)	116 lbs. (53 kg)
	GR2SDS-36	1220	42 1/8" (1070 mm)	136 lbs. (62 kg)
	GR2SDS-42	1490	48 1/8" (1222 mm)	155 lbs. (70 kg)
	GR2SDS-48	1690	54 1/8" (1375 mm)	164 lbs. (74 kg)
	GR2SDS-54	1890	60 1/8" (1527 mm)	182 lbs. (83 kg)
Dual Shelf	GR2SDS-24D	1640	30 1/8" (765 mm)	162 lbs. (74 kg)
	GR2SDS-30D	2040	36 1/8" (918 mm)	174 lbs. (79 kg)
	GR2SDS-36D	2440	42 1/8" (1070 mm)	190 lbs. (86 kg)
	GR2SDS-42D	2980	48 1/8" (1222 mm)	218 lbs. (99 kg)
	GR2SDS-48D	3380	54 1/8" (1375 mm)	240 lbs. (109 kg)
	GR2SDS-54D	3780	60 1/8" (1527 mm)	260 lbs. (118 kg)
	GR2SDS-60D	4420	66 1/8" (1680 mm)	296 lbs. (135 kg)

- ▲ When no color is specified, color inset panels will be black, corner caps will be dark gray.
- NSF requires units over 36" (914 mm) in width or weighing more than 80 lbs. (36 kg) to be either sealed, or raised on the installation surface with the 4" (102 mm) legs included.

OPTIONS (NOT FOR RETROFIT)

- Unit and Inset Panel *Designer* Colors: Warm Red, Black, Gray Granite, White Granite, Navy Blue, and Hunter Green
- 5" (127 mm) Breath Protector on Customer Side
- Indicating Temperature Control (ITC)
- Halogen Bulbs in lieu of Standard Display Lights

PRODUCT SPECS

Designer Merchandising Warmer

The *Designer* Merchandising Warmer shall be a Glo-Ray® Modelas manufactured by the Hatco Corporation, Milwaukee, WI 53234 U.S.A. With 24/7 service (U.S. and Canada only), the warmer shall be rated atwatts,volts, and beinches (millimeters) in overall width. It shall consist of a thermostatically-controlled heated base, infrared heat from

DIMENSIONS

Horizontal Models (GR2SDH) –

Single: 30 1/8" - 66 1/8" W x 27" D x 18" H (765-1680 x 686 x 457 mm).
Dual: 30 1/8" - 66 1/8" W x 27" D x 29" H (765-1680 x 686 x 737 mm).

Slant Models (GR2SDS) –

Single: 30 1/8" - 66 1/8" W x 26 5/8" D x 22 3/8" H (765-1680 x 676 x 568 mm).
Dual: 30 1/8" - 66 1/8" W x 26 5/8" D x 33 3/8" H (765-1680 x 676 x 848 mm).
Heated Surface: 23 3/4" - 59 3/4" W x 22" D (603-1518 x 559 mm).

VOLTAGE

GR2SDH-24 to -48 & GR2SDS-24 to -48: 120 volts, single phase (uses NEMA 5-15P, models GR2SDH-42 to -48 & GR2SDS-42 to -48 uses NEMA 5-20P for Canada).

GR2SDH-54 & GR2SDS-54: 120 volts, single phase (uses NEMA 5-20P).

GR2SDH-60 & GR2SDS-60: 120 volts, single phase (uses NEMA 5-30P).

GR2SDH-24D & GR2SDS-24D: 120 volts, single phase (uses NEMA 5-15P, uses NEMA 5-20P for Canada).

GR2SDH-30D to -54D & GR2SDS-30D to -54D: 120/208 volts, or 120/240 volts, single phase, 4-wire (uses NEMA L14-20P).

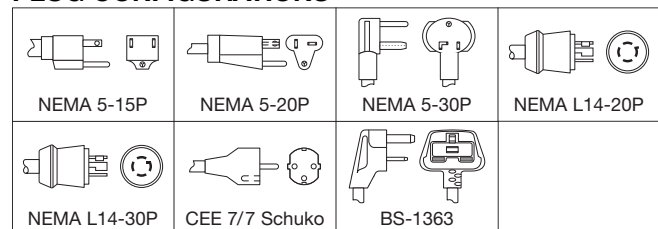
GR2SDH-60D & GR2SDS-60D: 120/208 volts or 120/240 volts, single phase, 4-wire (uses NEMA L14-30P).

Export voltages available.

CORD LOCATION

Back center of base on control side.

PLUG CONFIGURATIONS



ACCESSORIES

- Additional Stainless Steel Divider Rods
- Flip-up Doors
- Control Covers
- Display Sign Holder (Signs not included)

above, full-view tempered glass sides, *Designer* color inset panels, and incandescent display lights.

The infrared heating element shall be tubular metal sheathed and the warmer shall have a cord with plug attached.

Accessories shall include additional stainless steel dividers rods, flip-up doors, display sign holder, and control covers.

HATCO CORPORATION P.O. Box 340500 Milwaukee, WI 53234-0500 U.S.A. • (800) 558-0607 • (414) 671-6350
Fax (800) 543-7521 • Int'l. Fax (414) 671-3976 • www.hatcocorp.com • E-mail: equipsales@hatcocorp.com